



Newsletter of the Paradise Garden Club, Paradise CA [newsletter@paradisegardenclub.org](mailto:newsletter@paradisegardenclub.org) [ParadiseGardenClub.org](http://ParadiseGardenClub.org)

## The Prez Sez



Happy new year everyone! I hope you had a wonderful holiday season and are looking forward to a bright new year.

We are still getting rain sporadically and colder spells followed by balmy stretches creating more than a little confusion in our gardens. Especially stricken are the paperwhites and even the ever-popular

daffodils which are springing up here and there. We can hope for some more consistent and wetter times ahead.

In the club, we have new and exciting things going on. Anne, our new first vice president and the member in charge of scheduling speakers for our meetings, is fully in her seat with exciting events planned. She is also pushing forward with our club field trips such as the earlier Empire Mine tour and nursery crawl and the more recent trip to member Kathleen Elliott's olive harvest and picnic in Sunol. And speaking of olive oil, it is fantastic! It is orders of magnitude above and beyond what you get in the specialty shops. The raw knowledge that she can impart upon us is also fascinating. Joyce and I are mixing a little Italian seasoning with a nice fig balsamic vinegar and of course lots of Kathleen's oil and dipping fresh crusty sourdough for a culinary extravaganza.

Well, let us all settle in with a good book, (about gardening of course) a cup of tea or coffee and prepare for the next phase in our gardens. Have a great month everyone.

*Todd*

**Come prepared to get your hands dirty!**

**PGCI General Meeting, January 8 at 1:00 p.m.**  
Kathleen Elliott: "Hardwood Cuttings Workshop"  
& Plant Table Sharing

**BRING** hardwood branches (roses, fruit and ornamental shrubs and trees with 4 or more tight buds) cut in the early morning. I store them in a clean plastic bag, labeled, with a wet paper towel, in a cooler to keep the branches moist and cool.

We will do the hands-on practice of making winter cuttings to share with each other.

## Stars Award goes to Margaret Hawe

Margaret is the PGCi Treasurer, and for many years coordinated Penny Pines, also is a Beautification Team member, Garden Tour team member & worker, plus more. Throughout the years, Margaret shows up! She's a self starter, a team player and follows through on commitments. Thank you Margaret for sharing your many talents with us through bookkeeping, gardening, and cheerful demeanor.



### Index

- 1 Prez Sez & Next Meeting
- 2 Stars Award
- 2 Upcoming Events
- 3 Board Minutes
- 3 Beautification Report
- 4 General Minutes
- 5 Gardening for Wildlife, Toyons
- 6 Visit to Hillcrest Ranch
- 7 Scholarship Recipients

- 8 Scholarship Recipients
- 9 Wreath Making Memories
- 10 Wreath Making Memories
- 11 Native Plants, CGCI
- 12 Seed Saving Secrets, NGCI
- 13 Seed Saving Continued
- 13 Jerusalem Cricket
- 14 Archive Page
- 15 Contemplate

### Upcoming Events (Most online 2024 calendars are not up at the moment.)

Paradise Garden Club meets every second Monday of each month. Join us.

February 12: Jules Pecson from Fiona's Forest presents "Wildcrafting"

March 11: Robert Henry "Gardening in the Foothills"

**Biochar Volunteer Day**, Saturday, Jan 13 @9-4, Noble Park 6722 Pentz Rd.  
<https://buttefiresafe.net/event/biochar-volunteer-day/>

**Doom the Broom at Paradise Lake**, Saturday, Feb 3 @1-4, Paradise Lake Boat Launch #1  
<https://buttefiresafe.net/event/doom-the-broom/>

**Farmers Market Mobile**, Sundays @10AM until most of the food is gone.  
 Location: Magalia Community Park, 13917 South Park Drive, Magalia

**Chico Farmers Market**, Saturdays @7:30am-1pm, Parking Lot, E 2nd St & Wall



# Board Minutes

## Paradise Garden Club Board Meeting

December 11<sup>th</sup> 2023

Todd brought the meeting to order at 11:34a

**Audit update:** Todd thanked Margaret for the completion of the audit report. Committee members consisted of Margaret, Cheryl, Ward and Nancy.

**Finance Report:** We are doing fine. Margaret also mentioned our club liability insurance is paid, CGCI dues paid. Plumas Pines check for \$95.00 has not been cashed.

Additional information from Margaret: She called a few of our members, who haven't renewed. We have 55 paid members at present.

**Review and questions from last month's minutes:** Nancy was the recorder for the November minutes because Wendy was at the Vet with one of her dogs. Minutes approved by Jeudie.

**Status of team for the garden tour/timeline:** This team is still looking at houses to add to our garden tour. We have four houses at present. Also a concern is not having enough people to cover jobs. We talked about possible options. Example: homeowners hosting their own homes, and homeowners showing progress of their gardens after the fire and now.

**STARS Award:** Will be presented at today's meetings by Todd.

**Beautification report:** Jeudie talked about the cold weather and she and her group are not outside in December.

Jeudie also talked about the design and planting of daffodils in boxes or in the ground, by the Paradise sign on Skyway. Example: getting a tractor in the work ground and daffodils in boxes ideas. And Paradise Rotary concerns.

**Next month: Speaker:** Kathleen Elliott will speak on Hardwood Cuttings.

**Board meeting ended 12:22p**

**Recording Secretary:** Wendy Wicklund

## Beautification Team Report

... The Beautification Team did not have December workdays. We enjoyed the holidays and worked on our own gardens and landscapes. Our plans for the new year include continued tender loving care of the four public areas around town that we have committed to for many years. We are also excited to hear what new ideas come from our members and community on where to plant more daffodils in 2024. Happy new year gardener's! May all your new year garden dreams come true.



## General Minutes

December 11, 2023

### Paradise Garden Club General meeting

Approximately 20 people attended the meeting.

At 1:00p, Todd welcomed everyone and we all participated in the pledge of allegiance.

**Treasurer's report:** Margaret said we are in doing fine.

**Audit update:** Todd gave a short talk on the audit being completed, and we are in good standing.

**Beautification report:** Jeudie gave a short talk on our projects around town. Jeudie mentioned our beautification team isn't doing much right now in our planting spots because the weather is so cold.

We had a change in how we can proceed with the daffodil boxes in the time frame of the board meeting and the general meeting, Todd got a phone call from someone in the Paradise Rotary. We were informed that the Rotary does not want us to create/build boxes to plant daffodils. We are back to the drawing board on what to do to proceed.

**Penny Pines:** Joanie, in her wonderful Christmas outfit updated us on our Penny Pines total and passed the giving container around the circle to continue the donations towards rebuilding our forests.

**Stars Award:** The 2023 award was presented to Margaret Hawe for her dedication to the club. Coming in as a very close second was Nancy Howe.

**Wreath Making:** About 20 people took part in the wreath/swag making. Many materials were donated to make wreaths along with other decorative items resulting in a fun day. Lots of goodies to munch on were brought by the people attending.

**For the Good of the Order** Next month is Hardwood cutting with Kathleen Elliott

**Recording Secretary:** Wendy Wicklund




Photo by Nancy Howe

Save green onion roots to plant in your garden. Lovely allium flowers will grow.



# Gardening For Wildlife

*Linda Goddard*



## **Toyon: A Great Plant For Wildlife**

Among the many native plants that flourish in this area, Toyon (*Heteromeles arbutifolia*) is my favorite for these reasons.

### 1. Habitat:

Toyon provides shelter and nesting sites for a variety of wildlife. Its dense growth habit, thick branches, and evergreen foliage offer excellent protection from predators and weather. Native birds, including hummingbirds, woodpeckers, and sparrows, find refuge in Toyon shrubs, building nests among the foliage. Small mammals like squirrels and chipmunks also use Toyon as a safe retreat.

### 2. Food Source:

Toyon plays an important role in helping wildlife populations by offering a significant food source, particularly during the autumn and winter months. In late summer, the shrub is adorned with clusters of bright red berries, providing a supply of nutrient-rich food. Numerous bird species, including robins and cedar waxwings rely on Toyon berries as a food source, helping them tolerate the colder months when food becomes scarce. The berries are also consumed by small mammals, such as foxes, raccoons, and coyotes.

### 3. Pollination:

Toyon takes part in the important process of pollination, attracting a variety of pollinators, including bees, butterflies, and hummingbirds. As they visit Toyon to collect nectar, they transfer pollen helping plant reproduction.







In addition to PGC member Kathleen sharing with us her 30+ years of experience as a landscaper, she also owns an olive ranch in Sunol. The mostly Heritage Picholine olives, and some Mission olive trees were planted in 1890! The orchard is isolated without neighbor or agricultural spraying and dry-land farmed. If there is good annual rain fall, it is likely there will be a good olive harvest with a celebration to follow.

This past December, Todd & Joyce enjoyed the picnic along with many attendees. Joyce shared, "The oil tastes amazing, food was delicious, and the people were so nice." Thank you to Joyce for sharing these photos of the event.



Olive oil is still available to purchase. If interested, please contact Kathleen. Her contact information is in your membership roster. Kathleen's daughter makes olive oil soap also displayed here.





*In 2023, funds from our annual PGCi Garden Tour went toward second year students in horticulture at Butte College. We have two of the names with letters and just a photo of the third recipient. Who is this happy scholarship recipient?! A mystery to start the new year. This is all that Butte College gave Ward. If you know who she is, please let us know. We need to do a bit of sleuthing with Butte College! The other two scholarship recipient letters to us follow below and next page.*



Dear Paradise Garden Club,

I am so excited for the opportunity to pursue agriculture and I am very grateful for your support in making it a reality! This last year at Butte has been a wonderful experience, I successfully made it onto the Dean's list both semesters, and I am definitely ready for the upcoming year. In the previous year I used my scholarships to help pay for my living expenses as I moved away from home to attend college, which I found out can be very expensive. To help with costs I currently have a part time job at the Law Enforcement Academy as a role player, but I plan to find full time work this fall. At Butte I am double majoring in agriculture business and political science, both of which I plan to finish with my associates this year. Then I plan on transferring to Chico State to finish out my bachelors, and after that I would like to combine both of my passions in agriculture and law / politics and pursue a career as an agricultural lawyer or an agricultural lobbyist. Your assistance will help me achieve these goals and I am very appreciative of your support for me, but I am also happy to see support for the agriculture industry and for those pursuing higher education. It is because of generosity like yours that creates new opportunities for students like myself.

Once again I am honored to be chosen for this scholarship. Thank you so much, and I look forward to the chance to meet you!

Sincerely,

Macie Dentone

Scholarship recipients continued.


Dear Donor.

I want to take the time to thank you for awarding me with the Paradise Garden Club Scholarship. Through your selfless generosity, I now have the privilege to continue my education as a first-generation college student. I cannot express the amount of gratitude I feel for such a blessing to be awarded to me. I now have the ability to complete my education at Butte College with my Associate in Agricultural Plant Science and my certificate in Plant Protection. I am now fully prepared to enter the workforce and become a successful Pest Control Advisor.

So again, I cannot thank you for such an outstanding opportunity, gift, and award.

Sincerely,


Emma Edwards.





# Wreath Making

Vice President Anne presented an opportunity for a third year of wreath making. Attendees brought greens, decorations & goodies to share. Fun was had by all. Thank you, Anne for your work behind the scenes to make this a successful event! At least three different types of wreath frames were used. Even succulents added to the color & texture choices. Beautiful!







Wreath making was two hours of fun. So many varied creations of happy color. A real celebration of Christmas.







## NATIVE PLANTS MAKE A DIFFERENCE

Donna Payton, Insect & Pollinator Chairman



Salvia spathacea  
(Hummingbird Sage)


Even just growing one native plant or a square foot of local wildflowers on your balcony, patio, or in your garden or yard, can make a difference for wildlife. How? Native plants are food for insects, and insects are the little things that run the world. Native plants also provide food for birds, reptiles, amphibians, fish, and mammals. By growing native plants, you are feeding wildlife including insects that drive the food web.

But aren't insects bad for plants? Insects can cause some leaf damage, which is true, especially butterfly and moth caterpillars which munch on the leaves, but that is not bad unless you are entering that plant in a flower show. If you can tolerate some leaf damage from caterpillars, you will attract and feed local wildlife such as beautiful birds foraging for those caterpillars or bees and butterflies working the flowers to gather nectar and pollen.

The more native plants you have, the more likely you are to have a nest of baby birds nearby, because it takes thousands of caterpillars (fat and protein filled sausages) to raise a brood of chicks, so mother birds put down stakes where there is likely enough food.



There are other benefits to native plants too. Native plants are better suited to our seasonal rainfall pattern and our increasingly hotter, drier climate than the ornamentals from Europe and Asia commonly sold in nurseries and big box stores. The ornamentals that are widely sold here are alien to our local insects. Since our insects did not evolve with these plants, they are not able to overcome the plants' chemical defenses which protect the plants from being eaten.



As a result, plants which are native to Europe or Asia stay looking perfect, like plastic flowers from a Michaels store, because nothing mars them. But the side effect of that is that they do not feed anything and they take valuable real estate from a plant that would be much more useful to hungry local wildlife, including insects.

To find which native plants you can grow in your area to feed the most wildlife, go to the National Wildlife Federation Plant Finder or Calscape and enter your zip code to find which flowers, grasses, trees and shrubs host the largest number of caterpillars, so that you can choose the plants which will do the most good and let nature's show begin!



From Golden Garden eNews, December 2023, page 8

<https://www.californiagardenclubs.com/>

*Growing up in the 40s, 50s and even 60s, we were used to hearing and seeing people use poisons in their gardens and cultured landscapes to maintain "beauty" and "perfect" specimens. Changing our minds is good and needful. Native creatures need our help. Let us welcome them back to Paradise by planting with them in mind.*



## Seed Saving Secrets

by Pat Neasbitt

Collecting seeds to grow plants and share with others is part of the enjoyment of being a gardener. You can save seeds to make sure you have the plants next year that you want. The price of seeds, like everything else, has risen dramatically, and saving seeds can save you money. Besides being frugal, it is fun to save your own seeds.



**What to Save:** Only save seeds from Heirloom or Open Pollinated varieties so they will be true to type when grown in your garden. If you try to save seeds from Hybrid varieties, you have no idea what the seedlings will produce. Flowers will probably be puny, faded magenta-looking blooms that are nothing like the plant you saved the seeds from, and vegetables may be inedible. It is difficult or impossible to find seeds from many older varieties of vegetables and flowers so saving seeds will ensure you always have your favorites. Heirloom tomatoes are some of the best-tasting tomatoes, and that is why many people like to grow them. You will never eat a store-bought tomato again after growing and harvesting vine-ripe tomatoes that you have grown from seeds you saved and grew yourself.

**Selecting and Cleaning Seeds:** When choosing the plants for seed saving, pick the healthiest, most vigorous plants with the largest fruits or the prettiest flowers. Judging the correct time for harvest may require some watching to get fully ripened fruits, vegetables, or flowers. You may also have to outwit the birds and wildlife because they know exactly when things are ready to be picked.

Most seeds just need to be spread on an absorbent material to dry for several days before storing. I usually borrow part of my husband's workbench in the garage because it is warm and dry there and lay down a layer of newspaper to spread the seeds out on. It is easy to fold the newspaper into a funnel to put the seeds into their final storage container when they are ready. The smaller the seeds, the less time they take to dry thoroughly.

Cleaning seeds like tomatoes and cucumbers from their fleshy parts is easier if you let them ferment for 3 or 4 days. Use a spoon to scoop out the seeds and put them in a glass container (don't use metal containers) and fill with enough water to cover the seeds. In a couple of days, a layer of fungus will form that will digest most of the flesh left around the seeds. Stir a couple of times during the fermentation period to speed up the process and, at the end of the fermentation period, add warm water and stir. Continue stirring and adding water so the good seeds will settle to the bottom of the container while the pulp and hollow seeds will float and can be skimmed off. When the water is clear, strain the seeds through a tea strainer to collect them. Spread the wet seeds on paper towels or newspapers and allow them to thoroughly dry before bagging.



Continued from page 12



Package seeds in plastic or paper envelopes when the seeds are cleaned. The key is to make sure the seeds are as dry as possible before storing them. It is a good idea to keep a label with each seed lot throughout the cleaning process, especially if you are working with several varieties of the same plant. Be sure to date each container.

**Seed Storage:** Most seeds can be stored for up to two years under just normal room temperature conditions, provided the moisture content of the seed was below 10 percent when the seed was placed in storage and provided they are sealed in airtight containers and kept in a dark place like a kitchen cabinet. A large-mouth fruit jar makes an excellent container for many small seed packets. If you wish to store the seeds for up to five years, store them in the refrigerator in a sealed container. To further extend the storage life, store seeds in the freezer in freezer bags or canning jars and most will remain viable for 10 years or longer. I have a seed-saving shelf in a freezer in the garage where I keep all my seeds in freezer bags (not storage bags) organized in plastic containers and labeled so I can find them easily.

This is the perfect time of year to start harvesting and saving seeds for next year's vegetable or flower garden. It is fun, frugal, and you will have exactly what you want when you get ready to plant.

Happy Gardening!

<https://gardenclub.org/>

Blog from August 16, 2023



Photo & write up by Nancy Howe

I am nocturnal, and my favorite thing, especially after the rain, is to crawl out of my cozy pocket of earth and have a quiet dinner of plant and animal bits, or live insects. My powerful mandibles easily cut up my food. I do not eat wood, not my thing. I absolutely enjoy tubers like carrots or potatoes, thus the name "potato bug" was earned, although I am also referred to as a Jerusalem Cricket. I am not venomous, but I will bite, and it will hurt so leave me alone. I would rather run away than fight. I am not going to eat that much compared to you. So, live and let live; okay?



From the  
**PGCI Archives**

2009

JANUARY 12, 2009



**PARADISE GARDEN CLUB, INC.**

President: Donna Beronda, 876-1926, Beronda@sbcglobal.net

Editor: Pat Pickard, 877-4894, patpickard@gmail.com

**TODAY'S PROGRAM**

Sherry Gillis and Doug, who own Skyway Tools at Bruce/Skyway will help us with designing Web Sites

**MARK YOUR CALENDAR**

Jan. 22-25, Snow Goose Festival—carpooling Jan. 24, Saturday, 7am

Feb. 2, Monday 1:00, Board Meeting at Donna Beronda's

Feb. 5, Thursday, Newsletter Deadline

Feb. 9, Monday, 12 noon, Luncheon, Garden Club Meeting (location to be announced)

Feb. 15, Sunday noon-4 Soup and Games Day at the Senior Center

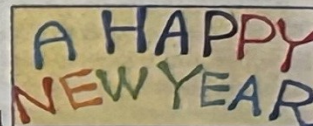
March 18-22. San Francisco Flower and Garden Show

**NEXT MONTH'S PROGRAM**

Garden expert Valerie Spencer will give a presentation on soil preparation for spring and weed & pest control

**President's Message**

As I look out on my gardens, it seems like all is grey, brown and bleak. The leaves have finished falling from the trees, leaving them stark yet beautiful silhouettes. Pine needles continue to blanket the ground, adding a bit of natural mulch to the soil. Hungry deer seem to have totally stripped some of my favorite plants of their greenery. At first glance it seems my yards have become wastelands. But if I take an extra moment to look closely, I can already see new growth on plants, and buds ready to bloom on the rhododendrons and azaleas. These signs of renewed life remind me that winter will soon end and our beautiful ridge will once again be covered with flowering bushes and trees. This year, thanks to the efforts of our hard-working members, the ridge should also burst forward with the blooms of tens of thousands of daffodils. What a tribute to our love of gardening!!



*Daffodil planting has truly become a community project.* The Town of Paradise has planted over 2500 bulbs at the entrance to town on Skyway and another 1000 in Community Park. Club members have personally planted over 16,500 bulbs in various locations throughout town. More than 8000 bulbs went into Bille Park alone. Just this last week, I delivered 1500 donated bulbs to the Paradise Performing Arts Center. Carolyn Melf has delivered daffodil bulbs to this year's garden tour homeowners. Betty Ro-chambeau and Peggy Musgrave are delivering bulbs to 2009 residential and commercial gardens of the Month. The club also received a lovely thank you note from Eileen Robbins—reporting that she has managed to get 500 bulbs planted in areas destroyed by the Humboldt Fire.

Unfortunately, snow, the holidays and health problems have set us back some, *but we still have more bulbs to plant.* We need to get another 1500 bulbs in at Terry Ashe Park, 1000 bulbs at the Rod & Gun Club and 500 bulbs at Lookout Point. Additionally, the Performing Arts Center is asking for volunteers to help plant their bulbs. I realize many of you have already selflessly given your time and planting skills in the past several months, but hope you can make some time to help finish the job.

Each of you has helped to make Paradise Garden Club an important part of the ridge community, and I look forward to another year of beauty thanks to your efforts!

Happy New Year to one and all . . .

Donna Beronda



# Contemplate



Photo & Haiku by Nancy Howe

How many colors?  
Do you see the artistry?  
Life gives life to you.